





Nursery Home Learning Spring 1 Week 5

Here is the curriculum home learning for this week. Please upload the piece of work with a  symbol to Seesaw for the teacher to see as a priority.

Home learning is planned to:




- be as close to our school learning as possible
- be manageable at home
- build from the previous week's learning



English/Phonics	
Live explanations at 8.30am each day-(See Parentmail)	
Monday Explanation 	<p>Watch and listen to the Jolly phonics "I" song</p> <p>This week we are learning the letter 'i'. It has a name and a sound. The name of the letter is I and the sound it makes is an "iiiiii" sound. Use the lyrics to the Jolly phonics "i" song and complete the action.</p> <p>Think: Do you have this letter in your name? Can anyone think of a word that starts with the 'i' sound?</p> <p>Activity: Look at the outline of the letter i. Choose the correct pictures to cut out and stick inside the outline of the letter i?</p>
Tuesday Explanation 	<p>Watch the lesson Forming the letter i</p> <p>Practice writing the letter 'i' using the letter rhyme to help you.</p> <p>Activity: Can you practice writing the letter i with your finger while saying the rhyme? Can you find 5 different ways to write/form the letter i? For example, in sugar/flour/out of playdough/chalk/paint/felt tips/bricks/string. Can you find 5 objects that start with the letter i and place them next to it?</p>
Wednesday Explanation	<p>Clap clap hands</p> <p>5 currant buns</p> <p>Heads shoulders knees and toes</p> <p>Listen to each song.</p> <p>Think Can you join in? Can you copy the actions or create some of your own? Which is your favourite song and why?</p>
Thursday Explanation	<p>Alliteration-s,a,t,p,i</p> <p>Activity: Play the alliterative pairs game. Cut out all the cards and place face down. Take it in turns to turn over two of the cards. Say the object on both cards and listen to their initial sound. Do they match? If they do you keep the pair.</p>
Friday Explanation 	<p>Video of Postman Bear being read</p> <p>Watch the story of Postman Bear.</p> <p>Write a postcard to a friend – draw and write about something you like to do at Nursery.</p> <p>Think: What have you drawn? Can you write any of the letters to match what you have written? You could even take a trip to the post box and post it to them.</p>



Maths

Live explanations at 10.00am each day-(See Parentmail)

Monday <u>Explanation</u> 	Video link Numberblocks - The Number 5 song
	Watch the video and say hello to number 5. Can you show me 5 fingers?. Can you spot what there are 5 of? Look at the picture here Activity: How many different ways can you make the number 5? Can you show me 5 on a coin? Or a clock? Do you have a magnetic number 5? 5 pencils? 5 cars? 5 lego blocks? 5 pieces of pasta? Do you have a 5 in your door number?
Tuesday <u>Explanation</u> 	Video link: Weighing and measuring parcels
	Activity: Have 3-4 'parcels' weighing different amounts and of varying lengths. Use weighing scales or become a human balance using two buckets or o plastic bags on either arm. Think: Which parcel is the heaviest? Which is the lightest?How did you check?
Wednesday <u>Explanation</u>	Video link Writing the number 5
	Watch the video Think: What number is this? Can you write it saying the rhyme? Can you write it big? Can you write it small? Can you write it using 5 different colours? How else could you write the number 5? Activity: Complete the number 5 worksheet
Thursday <u>Explanation</u> 	Capacity activity
	Show children 3 different sized containers. Discuss which one you think will hold the most? Least? Why do you think that? (Make sure to include a tall thin container as well as a short wide container). Activity: Choose two different containers and pour water in one container until it is full, then pour the same water into the other container. Is the second container full? Is there water left in the jug? What does that mean? Think: Which container can hold more/less water? Do you think any of the containers can hold the same amount of water? Were you surprised by what you found out? If so, why? Can you describe how much water is in your container?
Friday <u>Explanation</u>	Number match
	Activity: Match up the numeral with the correct corresponding number of objects. Think: What number is this? Can you remember the rhyme? Can you show it another way using lines or dots?

Curriculum

Live explanations at 11.30pm each day-(See Parentmail)

<p>Understanding of the World Explanation</p>	<p>The postal worker's Knock</p> <p>Activity: Use various different objects from around the house (such as bows, saucepans or boxes) to make different knocks as if you were the postman knocking at the doors.</p> <p>Think: How are they different? Can you use objects to make a door bell sound? Are the sounds high or low? Can you make them loud or quiet?</p>
<p>Expressive Art and Design Explanation</p>	<p>Designing a stamp</p> <p>Stamps that we use to send cards and parcels have a picture of the Queen's head on it. Sometimes, if there is a special occasion then stamps might have pictures on to remember the event.</p> <p>Think: Have you seen a stamp before? Can you collect some from the letters which come through your door? What is different and the same about them?</p> <p>Activity: Design your own stamp using this template</p>
<p>Personal, Social and Emotional Development Explanation</p> 	<p>Role play as a postal worker</p> <p>Activity: Use recyclable materials from home to design and make your own post box. Encourage your family to send cards and letters to different members of your family.</p> <p>Think: What will you need to include on your postbox? How will they know when the post will be collected and delivered? Who is the post for? What sort of post will they receive?</p>
<p>Communication and Language Explanation</p>	<p>Our helpers-Postman</p> <p>Think of some questions you would like to know about postal workers. Try to start your question with what/where/how or why. Ask an adult to write them down or video your questions.</p> <p>Watch the video of the story Our helpers-Postman. Revisit the questions that you had. Were they all answered? If not, how could we find out the answers?</p>
<p>Physical Development Explanation</p> 	<p>Map drawing</p> <p>Activity: Draw a map of the postman's journey around Clapham. Look at the local landmarks and cut out any he might pass on his journey.</p> <p>Think: What does the postman pass on his journey? Can you use the words first, next, finally to describe his journey? Can you label the things the postman might pass?</p>
<p>Story Time</p>	<p>Snap snap Sometimes I like to curl up in a ball</p>
<p>Class zooms</p>	<p>Talking together Red class Tuesday 2.00pm (See Parentmail). Talking together Blue class Friday 11.30am(See Parentmail).</p>

Resources

English

Resource 1

[Back to plan](#)


I i

short i



Action

Pretend to be a mouse, by wiggling fingers on end of your nose (whiskers) and squeak i, i, i.



Inky the mouse is my pet.


She spilled the ink and got wet.

The ink it spread all over the desk.

/i/, /i/, /i/, /i/ - Inky's wet!

Decorate the Letter

What pictures can you find that begin with i? Carefully cut them out and stick them inside the letter.



What did you find beginning with i?








sink



snail




ambulance




axe






Front of postcard





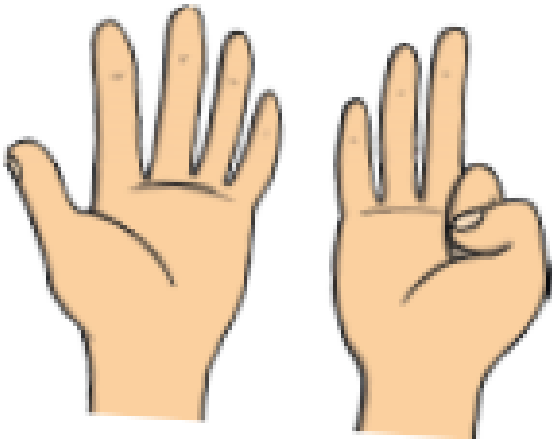
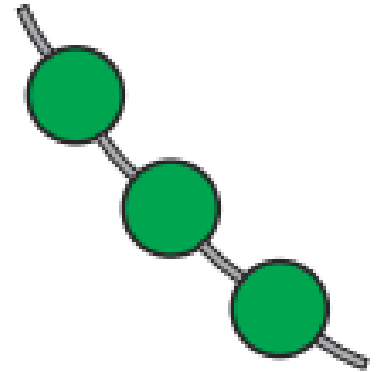

Back of postcard



Resource 6


[Back to the plan](#)

Which of these pictures shows 5? How do you know?




All About Number 5

Number Formation Activity




How many fingers are being shown?



How many counters are in the ten-frame?



How many teddy bears are there?

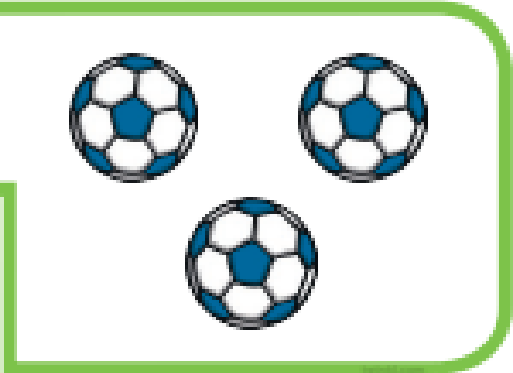



How many bees can you see?



Resource 8


[Back to the plan](#)



4




5





When you send a letter, you have to put a stamp on it to pay for it to be delivered. Can you create your own stamp in the outline below.



Resource 10

[Back to the plan](#)



© Can Stock Photo - csp12368661

